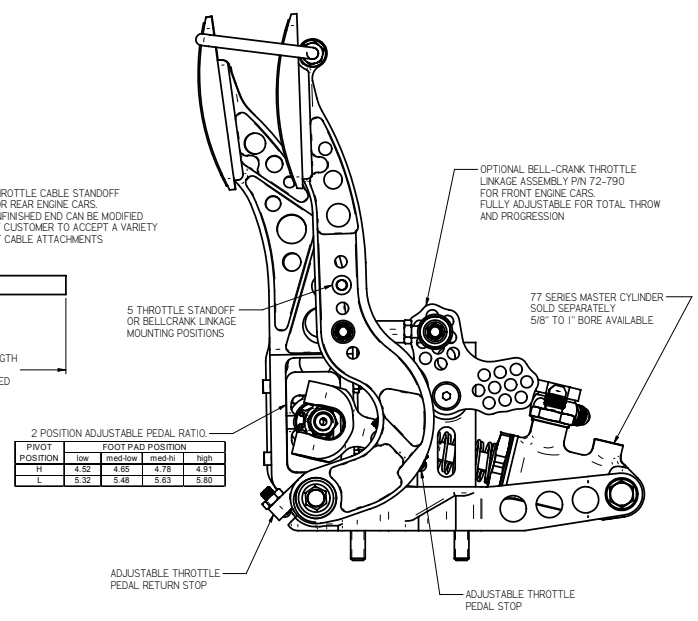
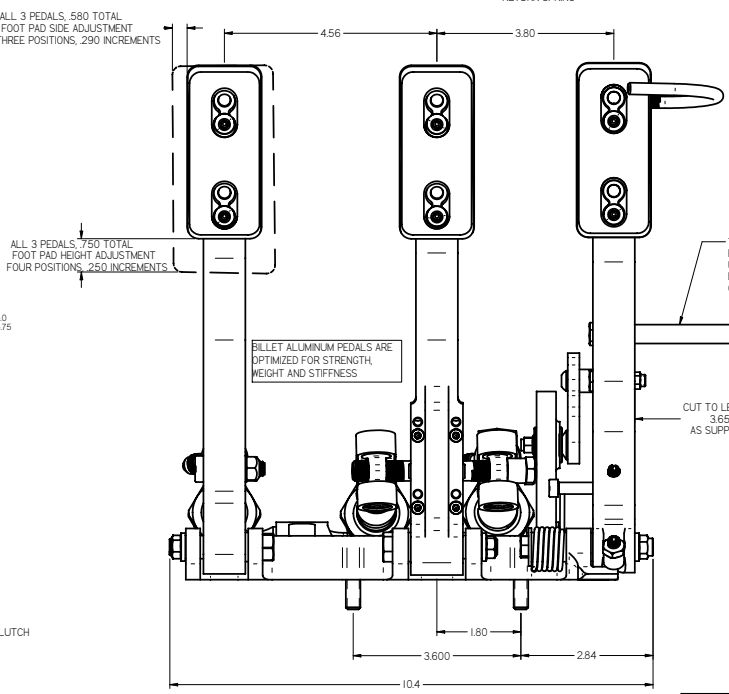
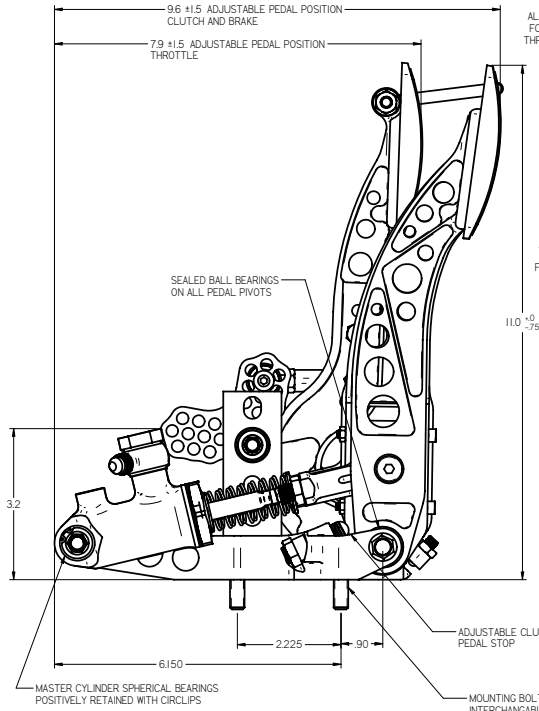
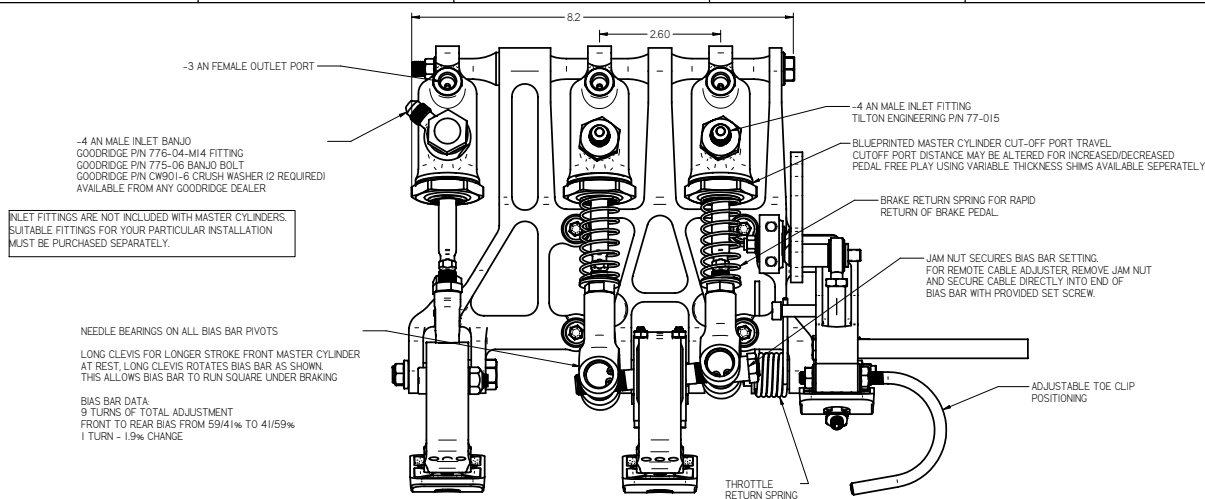


ZONE	CHKD	DATE	REV	ECN	CHANGE OR ADDITION
------	------	------	-----	-----	--------------------



NOTES:  
1. UNLESS OTHERWISE SPECIFIED, ALL DIMENSIONS ARE INCHES  
2. DIMENSIONS ARE NOMINAL  
3. WEIGHT 5.00 LB, AS SUPPLIED. NO MASTER CYLINDERS, NO 72-790 LINKAGE

TOLERANCES: UNLESS SPECIFIED OTHERWISE		MATL	TILTON ENGINEERING, INC. (805)688-2353 FAX (805)688-2745		
X ± .020	DRILL HOLES	SPEC	25 EASY STREET P.O. BOX 1787 BUELLTON, CALIFORNIA 93427 USA		
XX ± .010	.013-.040 +.001-.001	COND	TITLE: CUSTOMER INSTALLATION DRAWING		
XXX ± .005	.041-.130 +.002-.001	HARD	FLOOR MOUNT PIVOT MOUNT PEDAL ASSEMBLY		
FRACT ± 1/32	.131-.228 +.003-.001	FINISH	DRN BY VANSCHMUS	CHKD	SCALE .75 : 1
ANGLE ± 1/2°	.230-.900 +.004-.001	SPEC	PIN 72-903	DATE 08/25/05	DWG 4955
CONC(THR)	.901-1.000 +.007-.001				SHEET 1 OF 1
	1.001-2.000 +.010-.001				

This document contains proprietary information of TILTON ENGINEERING, INC., and its receipt or possession does not convey the rights to reproduce, disclose its contents, or to manufacture, use or sell anything it may describe. Reproduction, disclosure, or use without specific written authorization of TILTON ENGINEERING, INC. is strictly forbidden.

**TILTON ENGINEERING**